


How to Register for a Zoom workshop

1. Go to lsu.zoom.us and click on Login



2. Click on SSO

Sign In

Email Address

Password

[Forgot password?](#) [Help](#)

[Sign In](#)

By signing in, I agree to the [Zoom's Privacy Statement](#) and [Terms of Service](#).

Stay signed in

Or sign in with

[SSO](#) [Apple](#) [Google](#) [Facebook](#)

3. Add "lsu" for your company domain.

Sign In With SSO

Enter your company domain.

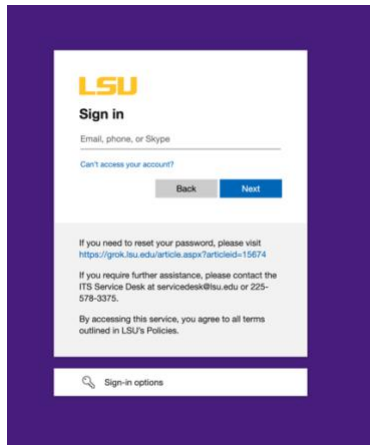
Company Domain .zoom.us

[Help](#)

[Continue](#)

[I don't know the company domain](#)

4. Enter your LSU email



LSU

Sign in

Email, phone, or Skype

Can't access your account?

Back Next

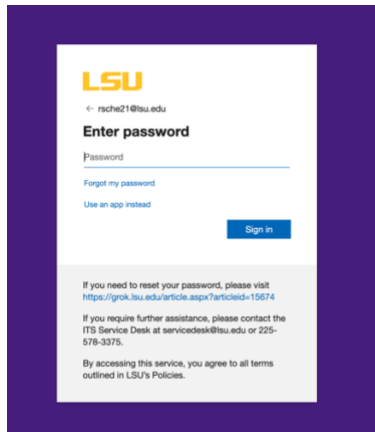
If you need to reset your password, please visit <https://grok.lsu.edu/article.aspx?articleid=15674>

If you require further assistance, please contact the ITS Service Desk at servicedesk@lsu.edu or 225-578-3375.

By accessing this service, you agree to all terms outlined in LSU's Policies.

Sign-in options

5. Enter your MyLSU password



LSU

< rsche21@lsu.edu

Enter password

Password

Forgot my password

Use an app instead

Sign in

If you need to reset your password, please visit <https://grok.lsu.edu/article.aspx?articleid=15674>

If you require further assistance, please contact the ITS Service Desk at servicedesk@lsu.edu or 225-578-3375.

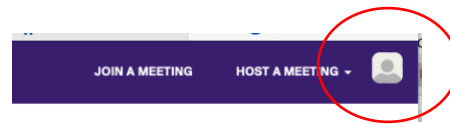
By accessing this service, you agree to all terms outlined in LSU's Policies.

6. Once you sign in this way, go back to the CAS webpage and click on the zoom link for the workshop you wish to attend. You should be able to fill out the information to register. Make sure to use your LSU email and password.

If you still get an error message, or if zoom automatically signs you in with your personal zoom, try these:

1. Use a different browser
OR
2. Go to zoom.us (maybe try this from a different browser as well)
3. Then follow the directions above
OR
4. Try signing out of zoom and signing in again using SSO (see above)
5. Pictures to follow to show how to sign out of zoom.

In the top right corner, look for the picture icon:



Click on it. The sign out will not show up until you hover over the space.

