



# SEARCH PROFILE

LSU President

## CONTENTS


---

University Overview	3
The Future of LSU	4
Position and Office Overview	5
The Flagship Campus	7
The Setting—Baton Rouge	9
Benefits, Application, and Contact Information	10





**WE BUILD TEAMS THAT WIN  
IN LOUISIANA FOR THE WORLD**





## OVERVIEW OF LSU

LSU comprises eight campuses stretching across Louisiana and includes more than 60,000 students and research expenditures amounting to more than \$543 million, and growing each year. Within LSU are two health sciences centers offering various levels of degrees in medicine, dentistry, allied health, nursing, public health, and graduate studies. The LSU Agricultural Center encompasses both extension responsibilities and agricultural research. The Pennington Biomedical Research Center is a premier research institute specializing in chronic disease, diabetes, and obesity. LSU Shreveport offers degrees at the undergraduate and graduate level and has an emerging online presence. LSU Alexandria is a four-year institution serving the central region of the state. LSU Eunice is a junior college offering degrees and certificates in health, business, and liberal arts.

LSU's flagship campus, located in the state capital of Baton Rouge, is Louisiana's premier public institution. It is a land-, sea-, and space-grant institution enrolling some 39,000 students studying in nearly 200 bachelor's, master's, doctoral, and specialist programs. The flagship campus includes the Paul M. Hebert Law Center and the state's only School of Veterinary Medicine. There are more than 5,000 employees with a budget of more than \$1 billion on the flagship campus.

Over the past 20 years, LSU has consistently produced finalists and winners of the Rhodes, Truman, Goldwater, and Udall Scholarships. Several of LSU's programs are ranked top in the nation, including the Robert Reich School of Landscape Architecture in the College of Art & Design and the Internal Auditing program in the E. J. Ourso College of Business, which is internationally known as one of the top such programs in the world. LSU faculty and students contributed to the 2017 Nobel Prize in Physics with the discovery of gravitational waves, which were predicted by Einstein but not previously recorded. And Forbes recently recognized LSU among the top 20 universities in the country that dominate in both academics and athletics.

A lot is happening across all of the campuses, and it is an exciting time to be at LSU. From preserving the state's coastline and protecting its \$2.4 billion seafood industry to finding improved treatments for cancer, diabetes, and heart disease, researchers at LSU are contributing to breakthroughs that impact the everyday lives of the people of Louisiana, the nation, and the world.

LSU seeks a dynamic person to serve as LSU President who can lead the continued effort of positioning LSU as one of the nation's top public research universities. In recent years, LSU has worked tirelessly to bring in top faculty members who have achieved national and international recognition, an increasingly diverse student body, and larger and more successful incoming classes. As LSU continues its distinguished research and scholarship during this era of intense competition in higher education, it becomes more important than ever to find the right leader to champion the university's values and to nurture the manifestation of those values within the individual colleges.

## QUICK FACTS



### Campuses

- LSU, flagship campus
- LSU Agricultural Center
- Pennington Biomedical Research Center
- LSU Alexandria
- LSU Eunice
- LSU Shreveport
- LSU Health New Orleans
- LSU Health Shreveport

### LSU is Louisiana's most important economic asset.

LSU researchers across Louisiana are working on developing a wide range of innovations to improve quality of life by studying issues such as disease management, advanced medical treatments, obesity, coastal protection, hurricane preparedness, energy, natural resource management, and agriculture. To learn more about how LSU research works for the state of Louisiana, visit [lsu.edu/researchworks](https://lsu.edu/researchworks).

LSU's **economic impact on Louisiana** totals \$6.1 billion. The impact equates to \$690 per Louisiana citizen and a return of \$13.85 for every dollar of state investment.

## STRATEGIC PLAN 2024-2030

The Scholarship First Strategic Framework serves as a broad roadmap for strategic planning across Louisiana State University campuses, aiming to set benchmarks for future success.

The Board of Supervisors envisions LSU as a unified statewide entity, not a collection of separate entities, striving to enhance Louisiana's talent and economic prosperity. By operating cohesively, the "Statewide University" aims to expand educational opportunities, advance research aligned with the state's needs, and extend resources for the public good. To achieve these goals, the framework advocates for building a strong foundation, fostering innovation, and then engaging fully with the state's mission of teaching, research, and service. National prominence is the ultimate goal, driven by individual excellence and collective action, focusing on key priorities like agriculture, biomedical, coast, defense, and energy to maximize impact statewide.

### Our Vision

Our shared principles unite us in character and action, guide our pursuit of collective priorities, and illuminate who we are as a community.

- **Seek Truth:** Truth-seeking is a foundational tenet of higher education.
- **Embody Integrity:** In pursuit of truth and in the conduct of our work and lives, we strive to do what is right for ourselves and for our community.
- **Empower Excellence:** Excellence begets excellence.
- **Engage in Service:** A special characteristic of Louisiana culture is the degree to which people care for one another, and that permeates our academic endeavors.

### Our Values

To use our talents and discoveries with purpose and passion in service to Louisiana.

## An Equal Opportunity Institution

LSU does not discriminate on the basis of race, color, marital status, sexual orientation, gender identity, gender expression, religion, sex, national or ethnic origin, age, disability, genetic information, veteran's status, or any other protected status in its programs and activities. For more information or if you believe you have been subject to discrimination or harassment based on a protected status, please contact LSU's Office of Civil Rights & Title IX and the Office of the ADA Coordinator at [ocrandtix@lsu.edu](mailto:ocrandtix@lsu.edu); the ADA coordinator at [accessibility@lsu.edu](mailto:accessibility@lsu.edu); or the Title IX coordinator at [titleix@lsu.edu](mailto:titleix@lsu.edu). You may also call 225-578-9000 or visit 118 Himes Hall. Visit [lsu.edu/civil-rights/about/contact-us.php](https://lsu.edu/civil-rights/about/contact-us.php) for more information.



### VIDEO: LSU in the Workforce

In the past decade, LSU has graduated nearly 100,000 students from all of its campuses statewide. These graduates are the talented people who lead Louisiana's workforce. Learn more at: [youtu.be/sY9SW0dBf5Y](https://youtu.be/sY9SW0dBf5Y).



### VIDEO: We Build Teams That Win

LSU's successes are shaping our state and the world in remarkable ways. As we build teams that win for Louisiana, the nation, and the world, we put our state and its citizens on firmer footing for a brighter tomorrow—one win at a time. Learn more at [lsu.edu/accolades](https://lsu.edu/accolades).

## OFFICE OF THE PRESIDENT

The Office of the President provides overall leadership, vision, and direction for the Louisiana State University System (“LSU System”). The LSU System is the flagship system of public colleges and universities in Louisiana and includes the following locations: Louisiana State University and Agricultural and Mechanical College at Baton Rouge (designated by law as the premier flagship university for the state); Louisiana State University at Alexandria; Louisiana State University at Eunice; Louisiana State University at Shreveport; Louisiana State University Health Sciences Center at New Orleans; Louisiana State University Health Sciences Center at Shreveport; Louisiana State University Agricultural Center; and Pennington Biomedical Research Center. The University of New Orleans is expected to become a part of the LSU System in 2026.

LSU is governed by the LSU Board of Supervisors, composed of two members from each congressional district and three members from the state at large, appointed by the Governor and confirmed by the Senate.

The LSU System has more than 60,000 students, including online enrollment. Of those, more than 42,000 are undergraduate students, over 15,000 are graduate students, and more than 3,400 are professional students in health sciences, law, and veterinary medicine programs. In 2024-25, LSU granted more than 6,800 bachelor’s degrees, over 5,300 master’s degrees, 363 doctoral degrees, 855 professional degrees, and 853 associate degrees/certificates. LSU has more than 3,400 full-time equivalent faculty members, including 1,500 tenured or on tenure-track. The LSU System has an endowment with a market value larger than \$1.2 billion, approximately \$489 million in annual research expenditures, and 197 active licenses.

## PRESIDENT RESPONSIBILITIES

The President, as the chief executive for both the LSU System and the LSU A&M campus (a land-, sea-, and space-grant Institution), will provide strategic and collaborative leadership in developing and advancing aspirational goals and plans to achieve LSU’s mission of fostering first-class learning, the discovery of innovations, the development of Louisiana’s human capital by applying research and scholarship in advancing intellectual, personal, and professional growth.

The President, as chief executive of LSU A&M, will advance the generation, preservation, dissemination, and application of knowledge and cultivation of all academic areas of study on the campus.

The President, as required by the current LSU Bylaws, will establish administrative policies and procedures; implement educational policies; coordinate the activities among the various campuses; prepare and present a consolidated budget; serve as government liaison and spokesperson for the university to the alumni, news media, and the general public; and promote the general welfare of the university in its several parts and as a whole. The President is a member of all faculties and serves as chair of all Faculty Councils. The President is the chair of the LSU Leadership Council, consisting of the Chancellors and designated University Officers.

### The President is expected to:

- Develop, periodically review, and maintain a long-term policy, programmatic, and operational agenda that incorporates the needs of students, the Board of Supervisors, faculty, staff, administration, state legislators, alumni, and business and community stakeholders.
- Provide effective leadership and support for all academic programs to achieve excellence in instruction, research, and outreach.
- Provide effective leadership and support for a program of student life that complements academic programs and recognizes the interests and needs of the student body.
- Support and mentor the leadership of all campuses of the LSU System and build a culture of understanding, mutual trust, collaboration, and shared accountability to ensure academic, research, and fiscal excellence across all locations.

- Serve as the primary spokesperson for the LSU System, promoting the university's interests and managing its reputation with external stakeholders.
- Establish and maintain effective relations with the executive and legislative divisions of the state and federal government, the national academic community, and other relevant constituencies.
- Manage the fiscal resources of the LSU System and of the LSU A&M campus and provide leadership in obtaining the financial and human resources necessary to accomplish the mission of the university.
- Provide leadership in philanthropic activities to support LSU, coordinating and supporting efforts by the LSU Foundation, LSU Alumni Association, and the Tiger Athletic Foundation.
- Provide direction, support, and appropriate control over the intercollegiate athletics programs within the LSU System.

## LSU PRESIDENT ATTRIBUTES AND QUALIFICATIONS

- Uncompromising personal values (honesty, integrity, humility, empathy, motivation, respectful) demonstrated through interaction with students, faculty, and staff
- Willingness to address difficult situations and the capability to lead confidently and effectively through uncertainty, crisis, and unforeseeable circumstances
- Ability to develop and effectively communicate a compelling and exciting vision for LSU, prioritizing academics and aligning the organization's resources and actions (human and financial capital, infrastructure, processes, short- and long-term goals, etc.) to achieve the vision
- Demonstrated ability and willingness to engage with state and federal governmental officials and LSU philanthropic institutions in securing the sustainable fiscal and infrastructural support essential to achieving LSU's mission and vision
- Demonstrated ability to develop and maintain long-term relationships with all constituents based on trust, mutual respect, transparency, and credibility
- Demonstrated ability as a strong, credible, and effective communicator and a good listener in all situations
- Demonstrated ability to effectively consider and weigh all relevant information and perspectives and make good, informed, thoughtful decisions in a timely basis
- Demonstrated success and continued willingness to build a culture that is never satisfied with average performance or the status quo
- Confirmed track record of building teams that deliver outstanding results based on their focus, teamwork, and collaboration both internally and externally
- Willingness to develop a true appreciation and love for LSU and Louisiana, its people, and its traditions, and incorporate that perspective into the vision and everyday decisions
- Significant academic accomplishments and an earned terminal degree sufficient to gain the trust and respect of the faculty
- Outstanding financial and budgetary skills and a working knowledge of the issues facing universities, academic institutions, academic medical centers, and the academic research enterprise
- Established history and successful track record of administration and leadership in a complex higher education environment





## LSU FLAGSHIP CAMPUS

LSU's flagship campus in Baton Rouge sits on more than 2,000 acres of lush landscaping along the Mississippi River. The campus, widely considered to be one of the most beautiful in the country, is known for its Italian Renaissance-style architecture, tranquil lakes, and majestic live oak trees that are valued at approximately \$45 million.

LSU's Memorial Tower, one of the campus's best-known landmarks, as well as the War Memorial on the Parade Ground and the Memorial Oak Grove, all honor those who have given their lives in service to the United States during various wars and conflicts throughout our nation's history. The campus is also home to the Indian Mounds, which are two Native American earthworks dated to be more than 6,000 years old—older than the Egyptian pyramids.

Patrick F. Taylor Hall is the largest academic building in Louisiana and one of the largest freestanding academic engineering buildings in the nation. The Business Education Complex, theanship School of Mass Communication, and the LSU Union are other noteworthy buildings. LSU's Tiger Stadium, well-known by college sports fans, is one of the largest college football stadiums in the nation. Known as Death Valley, the stadium has a reputation for being one of the loudest in the NCAA, and LSU is famous for its spirited tailgating atmosphere.

With anticipated completion in spring 2026, the Our Lady of the Lake Health Interdisciplinary Science Building will be a nearly 200,000-square-foot, four-story epicenter for academics, research, and industry collaboration able to accommodate as many as 1,150 students, faculty, and researchers at a time. Construction on the new 193,000-square-foot Library & Learning Commons as well as a Construction & Advanced Manufacturing Building is set to begin in 2026.

To view LSU's organizational chart, please visit: [lsu.edu/administration/orgchart](https://lsu.edu/administration/orgchart).

## GLOBAL VISION, GLOBAL IMPACT

LSU, the state's flagship university, is **in the elite 1% of universities in the nation with land-, sea-, and space-grant research**, offering programs in all areas of science, engineering, humanities, arts, and social sciences.

LSU is a member of the Laser Interferometer Gravitational-Wave Observatory (LIGO) Scientific Collaboration, a dynamic group of scientists from around the globe collaborating to detect and study gravitational waves. **LIGO's Louisiana facility first detected gravitational waves in 2015**, proving Einstein's General Theory of Relativity in a groundbreaking discovery that contributed to the Nobel Prize in 2017.

The LSU Center for Internal Auditing is the **premier internal audit program in the world** and is a model for similar programs in other schools and countries.

LSU is one of 21 universities and colleges in the U.S. designated as a **Center of Academic Excellence in Cyber Operations** by the National Security Agency.

LSU's Center for Academic Success (CAS) is a leader in student learning support. The International College Learning Center Association (ICLCA) has recertified CAS as a **Learning Center of Excellence** for 2024-28—making LSU the only institution in the world to receive this honor three times.

A statewide partnership led by LSU won the **largest grant ever awarded by the U.S. National Science Foundation** in 2024 for \$160 million to support Louisiana's energy industry.

LSU's School of Veterinary Medicine is **one of only 33 accredited colleges of veterinary medicine** in the U.S. The graduate program excels in research on equine health, vector-borne diseases, respiratory diseases, and molecular medicine and imaging.

The Manship School of Mass Communication is the **only one in the U.S. offering a political communication focus** at undergraduate, graduate, and PhD levels.

Visit [lsu.edu/accolades](https://lsu.edu/accolades) to learn more.

## Links to LSU Resources

- [Information Technology Services](#)
- [LSU Alumni Association Magazine](#)
- [LSU Foundation](#)
- [LSU University Recreation](#)
- [Office of Academic Affairs](#)
- [Office of the President](#)
- [LSU Office of Marketing & Communications](#)
- [Office of Research & Economic Development](#)
- [University Fall Facts](#)
- [LSU Online](#)

## QUICK FACTS



# 41,707

**STUDENTS ENROLLED  
AS OF FALL 2024**



# 28 / 3.8

**COMPOSITE ACT      AVERAGE GPA**

THE CURRENT FRESHMAN CLASS IS THE  
**MOST DIVERSE  
& ACADEMICALLY  
TALENTED EVER**



STUDENTS COME FROM EVERY STATE  
IN THE U.S. AND MORE THAN  
**100 COUNTRIES**



# EXCELLENCE

IN THE PAST 10 YEARS, LSU STUDENTS  
HAVE RECEIVED MORE THAN 100 OF THE  
USA'S MOST PRESTIGIOUS COMPETITIVE  
SCHOLARSHIPS AND FELLOWSHIPS.



# HIGHEST PUBLIC GRADUATION RATE

IN LOUISIANA, NEARLY 10 PERCENT  
HIGHER THAN THE NATIONAL AVERAGE



# GREATER MID-CAREER EARNINGS



NATIONAL  
AVERAGE

**\$102,900** **\$75,916**



## WELCOME TO BATON ROUGE

Louisiana has arguably the **most colorful history and fascinating culture of any state in the nation**. Baton Rouge, French for “Red Stick,” is the capital city of Louisiana. Situated on the banks of the Mississippi River, it represents the best of Louisiana’s vibrant culture. **Just minutes from LSU, downtown Baton Rouge is a hot spot** where you can attend an art exhibition or concert or watch the sun set over the Mississippi River.

Over the last several years, the Baton Rouge area has enjoyed an unprecedented economic expansion—offering employment opportunities in diverse industry sectors.

## Why Baton Rouge?

Baton Rouge is a **cultural crossroads** between the Cajun heartland of Lafayette (located about 55 miles southwest) and the birthplace of jazz and home of **Mardi Gras**, New Orleans (located about 80 miles to the southeast). **Housing options in Baton Rouge are diverse** and include historic neighborhoods like Spanish Town and the Garden District, river front apartments and chic, loft-style condos like the Commerce Building, cozy family neighborhoods, and sprawling mansions.

Our city boasts **award-winning public and private school options**; more than **900 restaurants**; **live concerts** ranging from home-grown favorites to superstars like Kenny Chesney and James Taylor; a **world-leading medical research center**; a variety of **museums**, including one that houses a 65-million-year-old triceratops skull and a 5,000-year-old mummy; a nationally recognized, award-winning **public library system**; more than **180 parks** across the region; and much more. No matter your age or interest, the Baton Rouge Area is a great place to call home.

## QUICK FACTS

 **800K**  
METRO  
POPULATION

 **TALLEST**  
STATE CAPITOL  
BUILDING IN  
THE USA

 **300+**  
YEARS  
OF HISTORY




**10<sup>th</sup>**  
LARGEST  
PORT IN THE U.S.

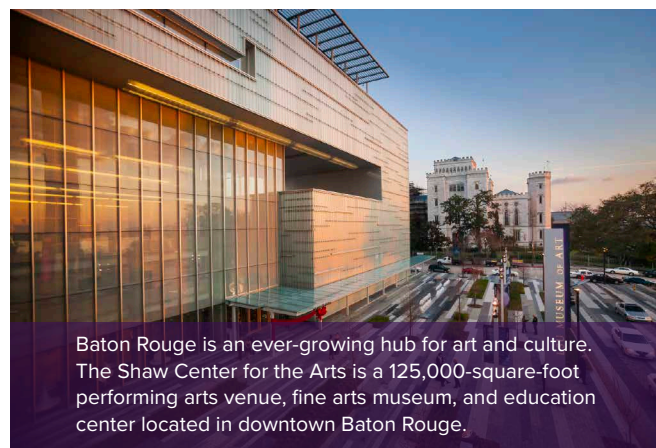


**SEMI-TROPICAL**  
CLIMATE WITH MILD WINTERS

**TOP 10** U.S. CITIES  
WITH THE MOST GREEN SPACES  
*National Geographic, 2018*



Downtown Baton Rouge has numerous leisure, culinary, and cultural activities in which to participate.



Baton Rouge is an ever-growing hub for art and culture. The Shaw Center for the Arts is a 125,000-square-foot performing arts venue, fine arts museum, and education center located in downtown Baton Rouge.



Louisiana’s wildlife and nature are unrivaled in beauty.

*The capital city of Baton Rouge is a thriving place to live, work, and play, offering excellent work/life balance.*



# SEARCH PROFILE

Benefits, Application, and Contact Information

## LSU BENEFITS AND RELOCATION PROGRAM

LSU offers a number of benefits upon employment, including health, dental, and vision insurance; retirement plans; term life insurance; long-term care insurance; long-term disability insurance; paid time off and holidays; and tuition exemption. To learn more about the benefits offered at LSU, visit [www.lsu.edu/hrm/employees/benefits/Employee\\_Benefits.php](http://www.lsu.edu/hrm/employees/benefits/Employee_Benefits.php).

## CONFIDENTIAL INQUIRIES AND NOMINATIONS

The LSU Board of Supervisors has retained SSA Consultants to conduct this search. Please direct any nominations or inquiries to:

### SSA Consultants

225-769-2676

[LSUPresidentialSearch@consultssa.com](mailto:LSUPresidentialSearch@consultssa.com)

For more information about LSU, visit [lsu.edu](http://lsu.edu).

**LSU is an Equal Opportunity Employer:** LSU believes inclusivity enriches the educational experience of our students, faculty, and staff, and are necessary to prepare all people to thrive personally and professionally in a global society. We actively seek and encourage qualified applications from persons with diverse backgrounds, cultures and experiences. Persons needing accommodations or assistance with the accessibility of materials related to this search are encouraged to contact the Office of Human Resource Management [hr@lsu.edu](mailto:hr@lsu.edu).

*Louisiana Revised Statute 42:31 (<http://legis.la.gov/Legis/Law.aspx?d=99414>) requires all unclassified employees earning \$100,000 or more annually to provide proof of a valid Louisiana driver's license and that all vehicles titled in their name have been registered in the state of Louisiana. Accordingly, successful candidates impacted by La. R.S. 42:31 will be expected to comply with these requirements within 30 days of hire as a condition of employment. Employees must continue to comply throughout the duration of employment.*